



PowerPlug by Connect

Quick Start
Guide




Congratulations on Choosing the PowerPlug from Constellation Connect

Plug into easy energy savings and whole home control with your new all-in-one smart plug and smart home hub.

**It's easy to set up your PowerPlug.
Here's what you need to do.**

Step 1

Download the My Constellation app on your smart phone. Just look for the  in the Apple App Store or Google Play. If you already have the My Constellation app, just log in and select Add New Controller in the Constellation Connect menu.



Step 2

Open your My Constellation app, select Constellation Connect, and choose PowerPlug from the controller list.



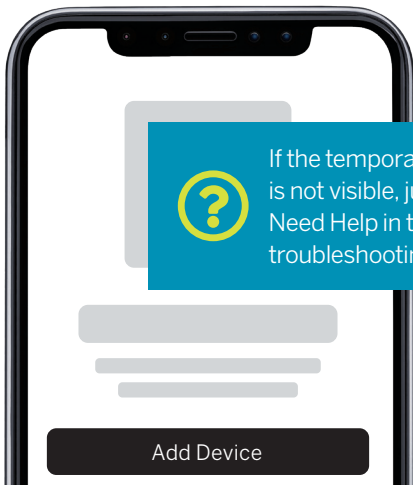
Step 3

Now plug your PowerPlug into an outlet. It will power on automatically and the blue LED will blink about once per second.



Step 4

The PowerPlug will create a temporary Wi-Fi network called PowerPlug_XXXX. The app will prompt you to go to the Settings menu on your mobile device to connect to it.

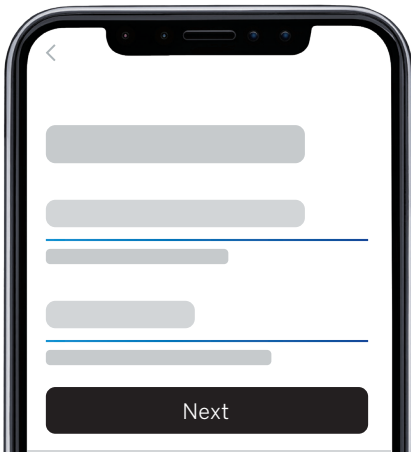


If the temporary network is not visible, just tap Need Help in the app for troubleshooting tips.

Add Device


Step 5

Once you have selected the PowerPlug network, return to the My Constellation app and follow the prompts to complete the setup process. While your PowerPlug is connecting to your home Wi-Fi, it should blink once every three seconds.



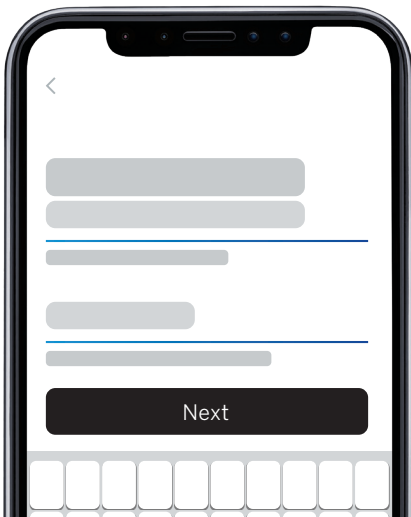
Step 6

Congratulations! Your PowerPlug has been setup successfully. The blue LED light should no longer be blinking.



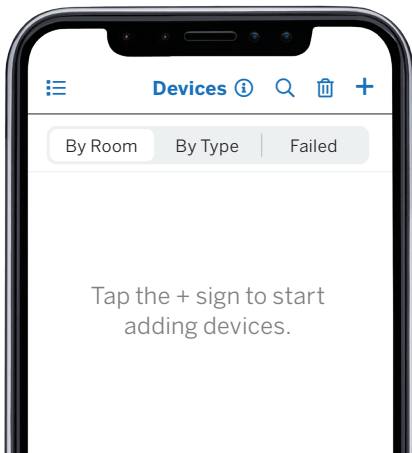
Step 7

The app will prompt you to create an account and walk you through the steps. Once you're done, your PowerPlug will automatically link to your account.



Step 8

To start using your PowerPlug, plug in an appliance—like a lamp—to turn it on and off, set schedules, and monitor energy consumption. To add more devices to your Connect system, go to the Devices tab and click the + sign to see a list of compatible devices.



Plug into easy energy savings

Add more devices such as lights, thermostats, and sensors to enjoy greater comfort and peace of mind from a single app.

Control your home from anywhere

These key features help you simplify things at home and keep an eye on things when you're away.

Modes

Control all your devices with a single tap. There are pre-set modes for Home, Away, Night, and Vacation.

Scenes

Schedule your lights to turn off when you leave for work in the morning, or to fade up as day turns to night.

Notifications

Your Constellation Connect system can send alerts to let you – or other users – know what's going on at home. Want to know when the front door opens, or if motion is detected outside? You can set alerts for just about anything.



PowerPlug by Connect

**That's it! You're now ready to
enjoy smarter home control.**

support@constellationconnect.com
1-855-532-1979

Support Hours:

Monday-Friday 8:00 AM – 8:00 PM EST

Saturday and Sunday 9:00 AM – 5:00 PM EST